
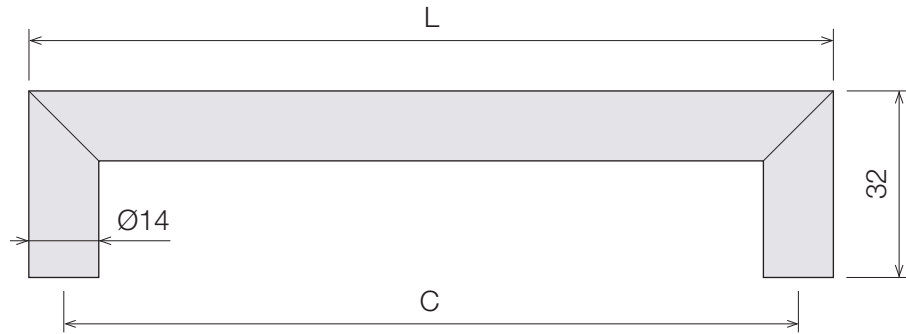


cod.	C	L
24115	096	108
24120	128	140
24125	160	172
24130	192	204
24145	288	300
24150	320	332
24160	384	396
24175	480	492
24196	736	748




AISI 304, mate. Tolerancias generales del plano: ±0,5mm.
AISI 304, matte. General tolerances of technical drawing: ±0,5mm.
AISI 304, mat. Tolérance générale du plan technique: ±0,5mm.

i-331 Ø12



cod.	C	L
27215	096	110
27220	128	142
27230	192	206
27253	342	356
27277	492	506
27294	592	606



AISI 304, mate. Tolerancias generales del plano: ±0,5mm.
AISI 304, matte. General tolerances of technical drawing: ±0,5mm.
AISI 304, mat. Tolérance générale du plan technique: ±0,5mm.

i-331 Ø14